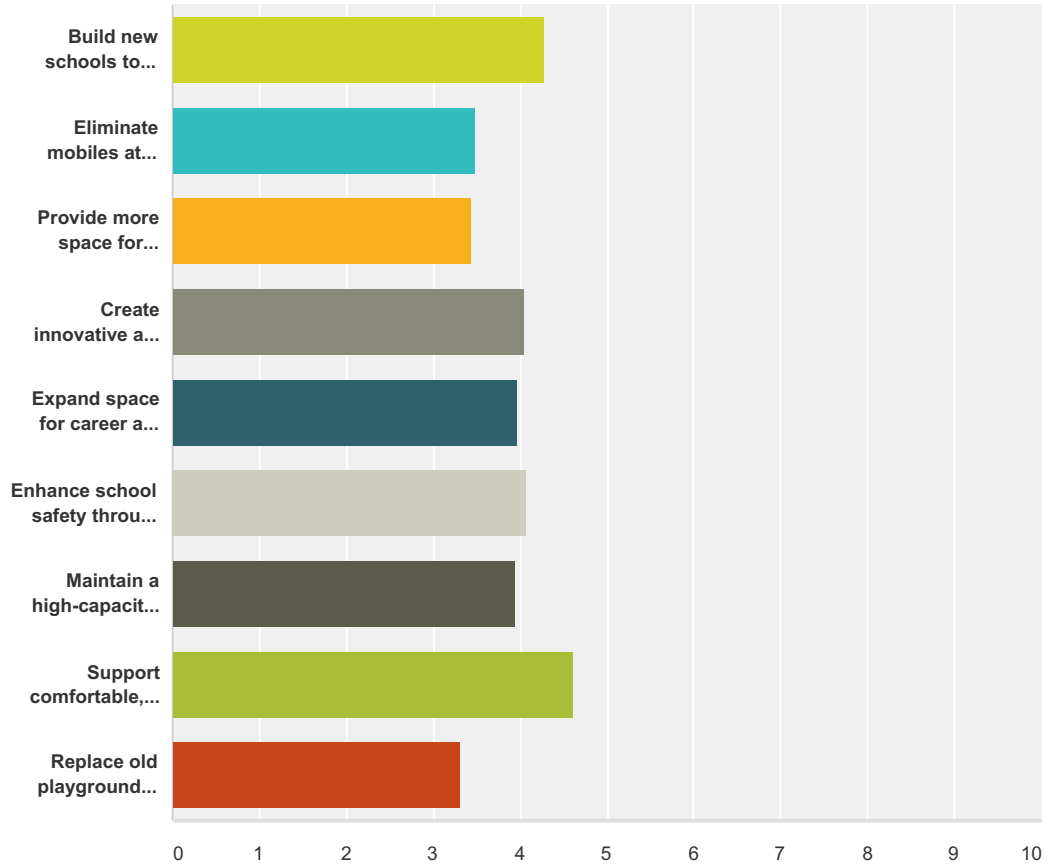


Q1 When considering priority investments for the district's educational facilities, how important are the following?

Answered: 2,584 Skipped: 0



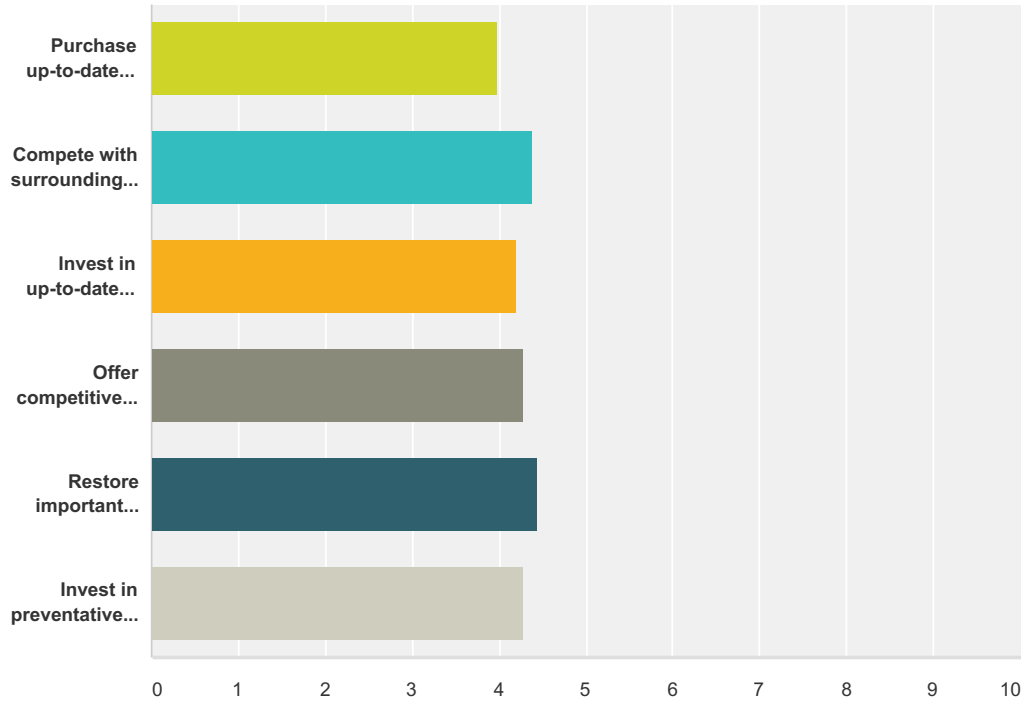
	Extremely Important	Important	Neutral	Less Important	Not Important	Total	Weighted Average
Build new schools to relieve overcrowding	51.66% 1,335	31.39% 811	11.26% 291	3.87% 100	1.82% 47	2,584	4.27
Eliminate mobiles at existing schools through the building of additions	22.64% 585	30.61% 791	24.81% 641	16.29% 421	5.65% 146	2,584	3.48
Provide more space for preschool and full-day kindergarten opportunities	21.32% 551	30.61% 791	26.43% 683	15.02% 388	6.62% 171	2,584	3.45
Create innovative and multi-functional learning environments (i.e. upgrades to science labs, interactive presentation walls, learning playgrounds, maker spaces for students to create and innovate, etc.)	37.96% 981	38.58% 997	15.25% 394	6.62% 171	1.59% 41	2,584	4.05
Expand space for career and technical education opportunities (i.e. engineering, computer science, auto technology, carpentry, medical sciences, welding, multimedia, culinary arts and teacher prep)	33.98% 878	40.02% 1,034	16.37% 423	7.82% 202	1.82% 47	2,584	3.97
Enhance school safety through updated security cameras, recorders and electronic door locks	41.87% 1,082	34.09% 881	15.21% 393	6.54% 169	2.28% 59	2,584	4.07
Maintain a high-capacity wireless network in every classroom for online learning	31.54% 815	42.49% 1,098	17.34% 448	6.73% 174	1.90% 49	2,584	3.95

Five Star Needs: Investing in Educational Innovation

Support comfortable, safe and dry learning environments by replacing leaking roofs, low functioning heating and cooling systems and weakening plumbing systems that are beyond their useful life	68.58% 1,772	26.74% 691	3.64% 94	0.62% 16	0.43% 11	2,584	4.62
Replace old playground equipment	12.93% 334	34.02% 879	30.50% 788	16.41% 424	6.15% 159	2,584	3.31

Q2 When considering priority investments for educational programming, how important are the following?

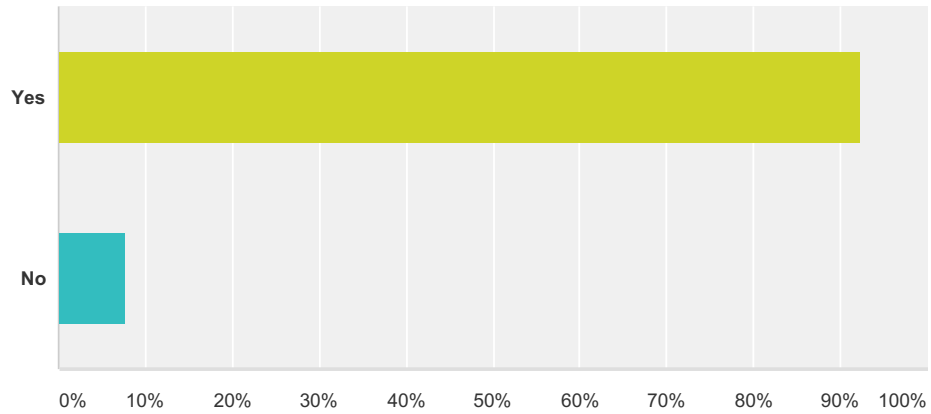
Answered: 2,531 Skipped: 53



	Extremely Important	Important	Neutral	Less Important	Not Important	Total	Weighted Average
Purchase up-to-date technology, including computers and mobile devices (handheld computers), for student learning	33.27% 842	42.08% 1,065	16.16% 409	6.56% 166	1.94% 49	2,531	3.98
Compete with surrounding school districts to attract and retain highly effective teachers	55.20% 1,397	32.71% 828	8.38% 212	2.41% 61	1.30% 33	2,531	4.38
Invest in up-to-date textbooks and instructional materials that reflect a changing educational landscape and new academic standards	42.95% 1,087	39.35% 996	12.33% 312	4.03% 102	1.34% 34	2,531	4.19
Offer competitive compensation for teachers in hard-to-fill positions and teachers who assume leadership positions while remaining in the classroom	47.61% 1,205	37.81% 957	10.55% 267	2.25% 57	1.78% 45	2,531	4.27
Restore important academic and enrichment elective classes that have been cut in areas such as advanced placement, math, social studies, art, music and physical education	58.36% 1,477	31.57% 799	7.35% 186	2.02% 51	0.71% 18	2,531	4.45
Invest in preventative maintenance to extend the life of school buildings and ensure a dry, comfortable and safe learning environment	42.95% 1,087	45.67% 1,156	9.05% 229	1.86% 47	0.47% 12	2,531	4.29

Q4 Do you believe the Adams 12 Five Star Schools Board of Education should place an issue(s) on the November 2016 ballot to address high-priority needs in the district's schools?

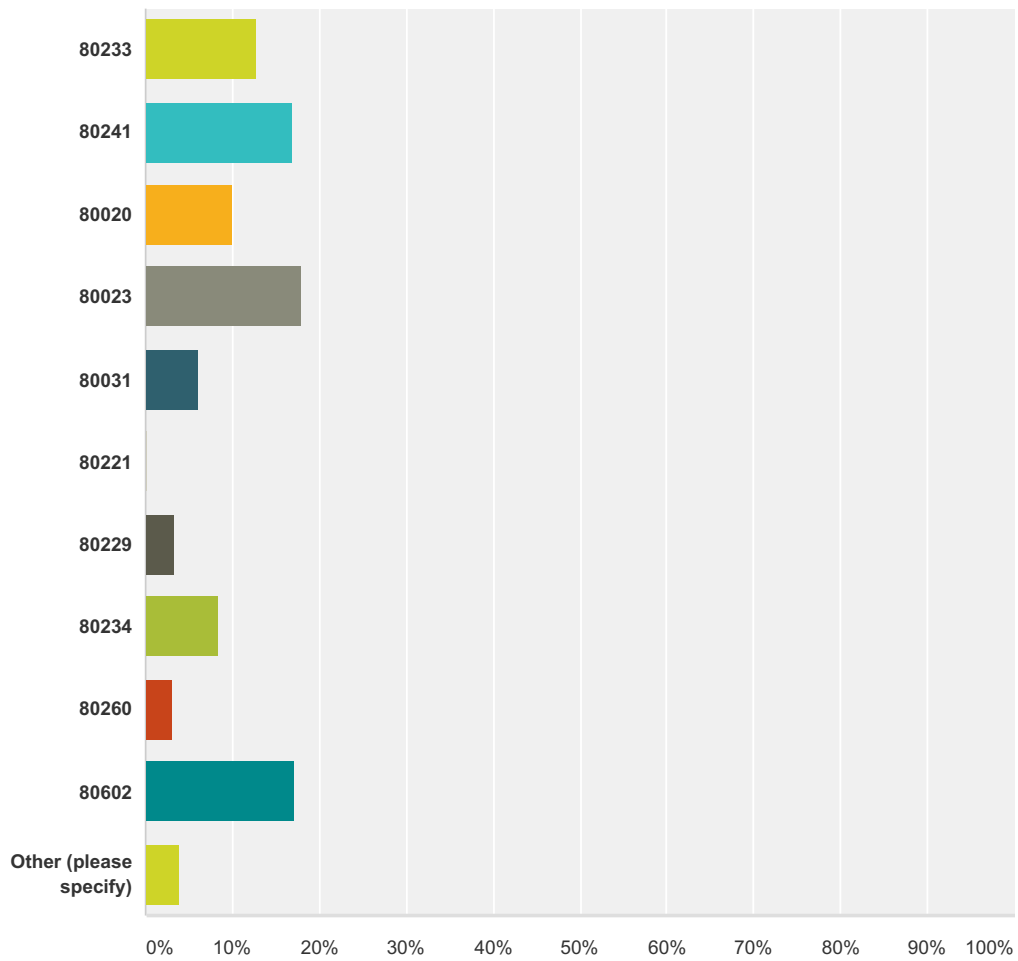
Answered: 2,489 Skipped: 95



Answer Choices	Responses
Yes	92.33% 2,298
No	7.67% 191
Total	2,489

Q5 Please choose the zip code of your residence.

Answered: 2,492 Skipped: 92



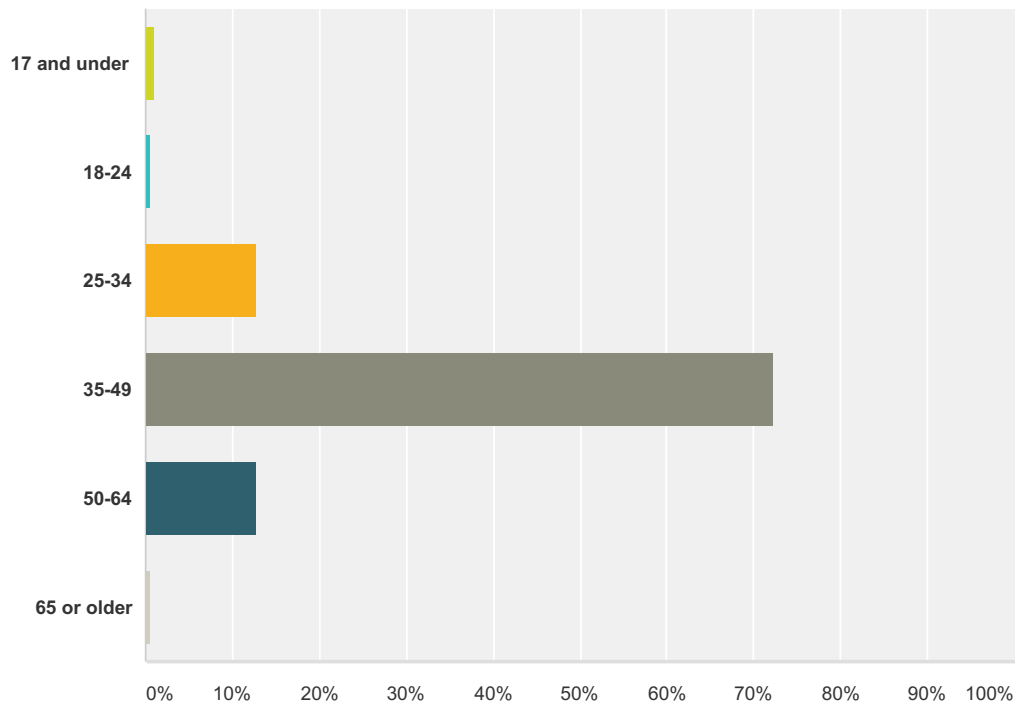
Answer Choices	Responses	Count
80233	12.76%	318
80241	16.81%	419
80020	10.07%	251
80023	17.98%	448
80031	6.14%	153
80221	0.20%	5
80229	3.33%	83
80234	8.39%	209
80260	3.21%	80
80602	17.22%	429

Five Star Needs: Investing in Educational Innovation

Other (please specify)	3.89%	97
Total		2,492

Q6 Which of the following best describes your age?

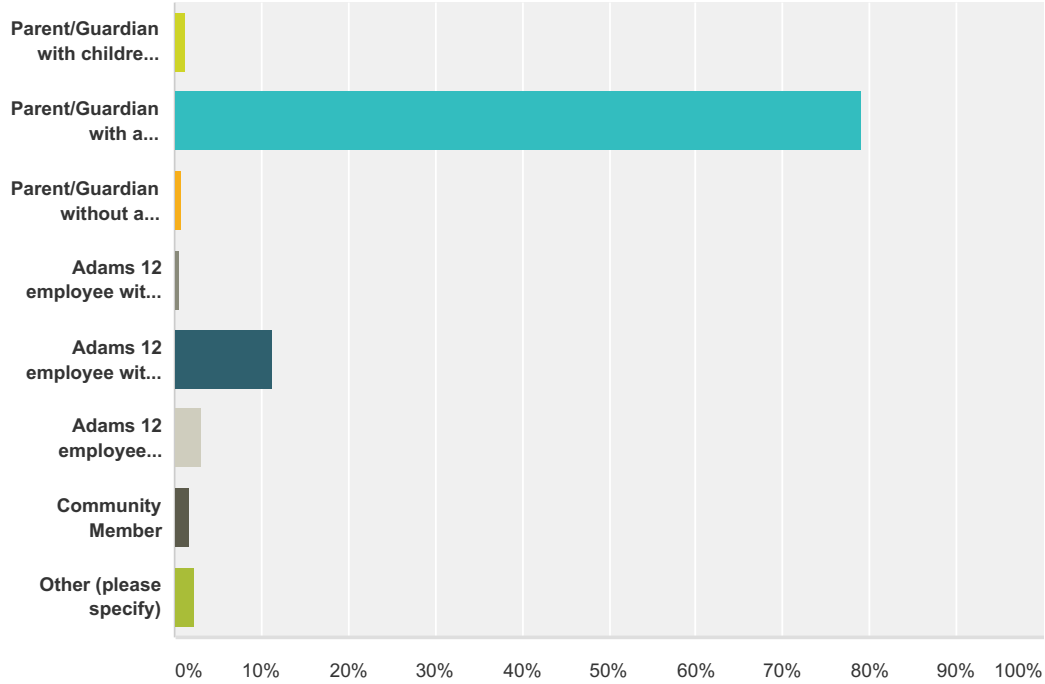
Answered: 2,492 Skipped: 92



Answer Choices	Responses
17 and under	1.04% 26
18-24	0.72% 18
25-34	12.68% 316
35-49	72.15% 1,798
50-64	12.72% 317
65 or older	0.68% 17
Total	2,492

Q7 Please choose the one option that best describes your relationship with Adams 12 Five Star Schools.

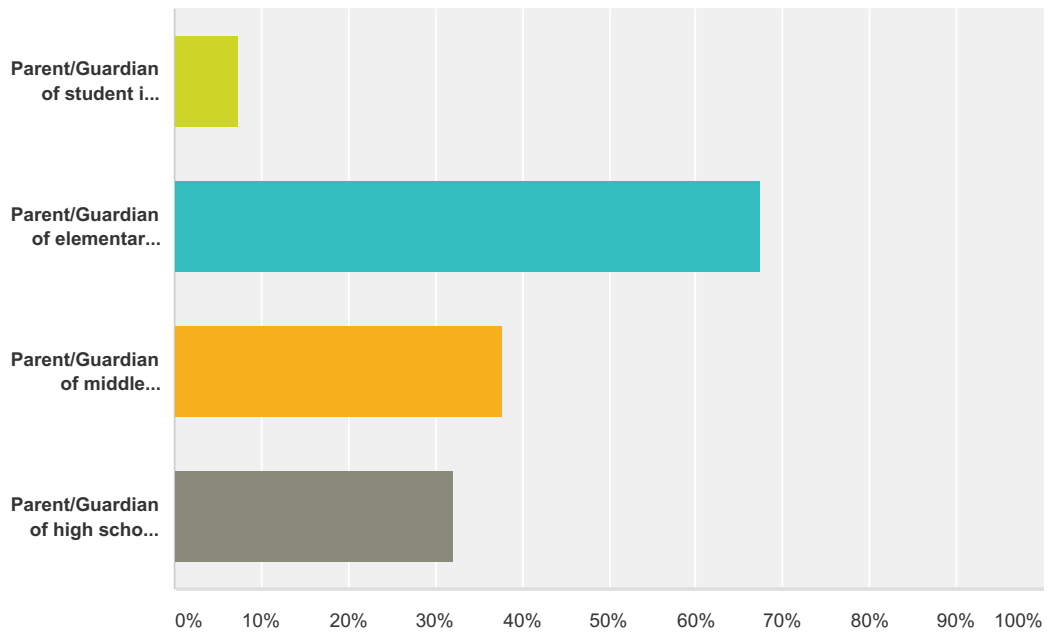
Answered: 2,492 Skipped: 92



Answer Choices	Responses
Parent/Guardian with children not yet in school	1.32% 33
Parent/Guardian with a student(s) in a district school	79.05% 1,970
Parent/Guardian without a student in a district school	0.84% 21
Adams 12 employee with children not yet in school	0.60% 15
Adams 12 employee with a student(s) in a district school	11.20% 279
Adams 12 employee without a student in a district school	3.05% 76
Community Member	1.73% 43
Other (please specify)	2.21% 55
Total	2,492

Q8 As a parent with a student(s) in a district school, please choose all that apply.

Answered: 2,247 Skipped: 337



Answer Choices	Responses
Parent/Guardian of student in an Adams 12 preschool	7.34% 165
Parent/Guardian of elementary student	67.47% 1,516
Parent/Guardian of middle school student	37.78% 849
Parent/Guardian of high school student	32.13% 722
Total Respondents: 2,247	