

# Safe and Secure Schools

# Pat Hamilton

## Chief Operating Officer

# Jeff Genger

## Emergency Preparedness Manager

# Our Plan



FEMA

# Our Plan



# Our Plan



# Our Plan



# Prevention and Mitigation

Facility Access



# Prevention and Mitigation

Facility Access

Campus Security

# Prevention and Mitigation

Facility Access

Campus Security

Information and Intelligence



# Prevention and Mitigation

Facility Access

Campus Security

Information and Intelligence

Behavioral Intervention



# Preparedness

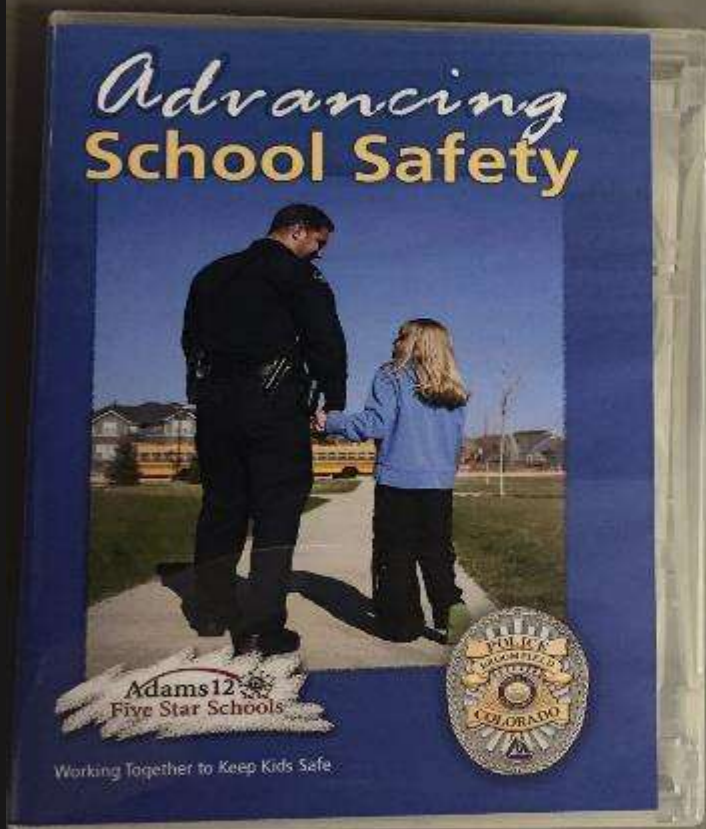
Training

# Preparedness

Training

Drills

# Response




## Advancing School Safety

Advancing School Safety is designed to teach **LOCKDOWN, LOCKOUT, and EVACUATION** practices used by Adams 12 Five Star Schools and the Broomfield Police Department. The target audience for this training are building administrators, teachers, students, and parents, if requested.


**CREDITS:**  
 This video was produced as a cooperative effort between the Broomfield Police Department, Adams 12 Five Star Schools and Five Star Schools TV.

Columbia and Poudre Canyon footage used with permission from KUSA and KMGH. Saline photos used with permission from the Platte, Carr-Moak, and Lynsby-Quarles.



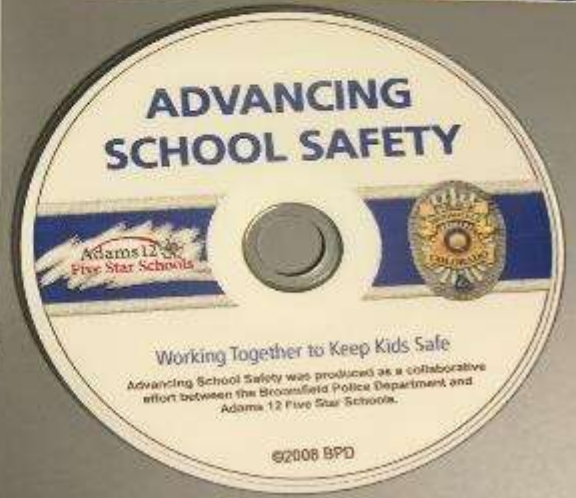
Adams 12  
Five Star Schools  
[www.adams12.org](http://www.adams12.org)

Adams 12 Five Star Schools  
Director of Safe and Secure Environments  
710-572-4000



Broomfield Police Department  
Public Education Coordinator  
710-887-2000

©2008 BPD



# Response





# Response



# Response



**LOCKOUT**



**LOCKDOWN**



**EVACUATE**



**SHELTER**

SRP K12 Version 2.0 - 2015



**TIME TO**

**WORK!**

11:49am – Two reports of a student seen in the parking lot with an assault rifle.

11:49am – Two reports of a student seen in the parking lot with an assault rifle.

11:51am – Police are on scene and find multiple unlocked exterior doors at the school.

# Reunification:

# The Road to Recovery

# Standard Reunification Method



**A Practical Method to Unite Students with Parents After an Evacuation or Crisis.  
Based on the Adams 12, Five Star School District Practices.**

**The "I Love U Guys" Foundation**  
Version 0.9.5







Why our system  
is unique?



ADMINISTRATION

**Have photo identification out and ready to show school district personnel.**  
(PLEASE PRINT CLEARLY)

Student First Name \_\_\_\_\_ Last Name \_\_\_\_\_

Student Grade: K, 1, 2, 3, 4, 5, 6, 7, 8, 9, 10, 11, 12 Student Cell Number \_\_\_\_\_  
(Circle Grade)

Name of person picking up student \_\_\_\_\_

Phone number of person picking up student \_\_\_\_\_

Relationship to student being picked up: Parent, Guardian, Sibling, Grandparent, Other: \_\_\_\_\_  
(Circle Relationship)

**Photo identification matches name of person picking up student? Y or N / No photo ID**  
(To be completed by district staff )

Student Name \_\_\_\_\_ Student Grade: K, 1, 2, 3, 4, 5, 6, 7, 8, 9, 10, 11, 12  
(Circle Grade)

**Student Release/Reunification Area** (to be completed by district staff)

Location:

Did you ask student if it is okay to go with person picking them up?  
**Y or N**

We need your  
help!

# What's Next

New “Levels of Action” Cards

# SAFETY & SECURITY

## Levels of Action



Visit [www.adams12.org/safety](http://www.adams12.org/safety) to learn more about safety protocols, update your contact information and sign-up for text messaging alerts.

# Thank You!